



JOHN J. PERSHING MIDDLE SCHOOL

3838 Blue Bonnet Houston, TX 77025

713-295-5240 Fax 713-295-5252

www.pershingms.org

PERSHING MIDDLE SCHOOL

**THE MISSION OF PERSHING MIDDLE SCHOOL IS TO
EDUCATE ALL STUDENTS IN A SAFE, ENRICHED
LEARNING ENVIRONMENT, TO BECOME RESPONSIBLE,
PRODUCTIVE CITIZENS IN AN EVER-CHANGING SOCIETY.**

Name _____

Cluster _____ Homeroom _____

Phone _____ Cell _____

It is the policy of the Houston Independent School District not to discriminate on the basis of age, color, handicap or disability, ancestry, national origin, marital status, race, religion, sex, veteran status or political affiliation in its education or employment programs and activities, as required by Title VI of the Civil Rights Act of 1964, as amended; Title IX of the Educational Amendments of 1972; and Section 504 of the Rehabilitation Act of 1973, as amended.

A MESSAGE FROM THE PRINCIPAL

Dear Pershing Student,

Welcome to Pershing Middle School. Pershing Middle School has a tradition of student excellence in and out of the classroom. We hold our students to the highest academic and conduct expectations. Your teachers and school staff are here to support and guide you in your experience at Pershing. I challenge you to sit down with your parents and teachers to formulate your academic and personal goals you want to accomplish this school year. I know that you will be successful and achieve the goals you set for yourself this year.

As you go through the school year, I want you to consider the following . . .

SUCCESS IS NOT A SOMETIME THING; IT'S AN ALL THE TIME THING. YOU DON'T DO THINGS RIGHT ONCE IN A WHILE; YOU DO THEM RIGHT ALL THE TIME. SUCCESS IS A HABIT. (V. Lombardi)

Through constant attention to your academics and achieving your goals, you can repeat success over the course of the year.

BEFORE EVERYTHING ELSE, GETTING READY IS THE SECRET OF SUCCESS. (H. Ford)

Be prepared for every class, plan your time effectively. Use the tools you have to be organized and successful. Accept responsibility for your learning, your decisions, and your actions.

YOU ARE THE REASON WHY PERSHING MIDDLE SCHOOL IS A GREAT MIDDLE SCHOOL.

The level of school spirit is not determined by what the school gives you, but by what you give back. Show your support and enthusiasm for your fellow Pandas in and out of the classroom.

Pershing is a great middle school with a long tradition of excellence. I ask you to become a part of that tradition. Use your time at Pershing to excel academically and explore the different opportunities that are offered to you.

I want to wish students a successful and exciting year at Pershing.

Go Pandas

2009 – 2010 IMPORTANT DATES

August	24	First day of school for students
September	7 17 28 30	School holiday—no school for students Open House @ 6:00pm School holiday—no school for students Early Dismissal @ 12:35
October	14 30	Report Cards Early Dismissal @ 12:35
November	18 25-27	Report Cards Thanksgiving holiday—no school for students
December	18 21-31	Early Dismissal @ 12:35 Winter holiday—no school for students
January	1-4 13 18	Winter holiday—no school for students Report Cards Martin Luther King, Jr. holiday—no school for students
February	5 15	Early Dismissal @ 12:35 Presidents Day holiday—no school for students
March	3 3 15-19	TAKS - 8 th Grade Reading Report Cards Spring Break—no school for students
April	2 6 21 27 28 29 30	Spring Holiday—no school for students TAKS - 8 th Grade Math Report Cards TAKS - 6 th & 7 th Math TAKS - 6 th & 7 th Reading 8 th Grade Reading Retest TAKS - 8 th Grade Science TAKS - 8 th Grade Social Studies
May	18 27	TAKS - 8 th Grade Math Retest Last day of school for students Early Dismissal @ 12:35 Report Cards

IMPORTANT PERSHING PHONE NUMBERS

School..... 713-295-5240

Fax..... 713-295-5252

6th Grade

Assistant Principal..... Lucia Flores..... 421

Counselor/Dean..... Melda Wilkes..... 314

7th Grade

Assistant Principal..... Danny Fiorella..... 420

Counselor/Dean..... Cilya Frank..... 317

8th Grade

Assistant Principal..... Lulu DeAnda..... 419

Counselor/Dean..... Susan Childs..... 311

Assistant Principals Clerks..... Ollie Decatur..... 417

Clytel Helms..... 323

Counselors Clerk..... Carol Coleman..... 452

Attendance..... Ligia Rincon..... 302

Coordinator, Instructional, GT..... Caren Grant..... 312

Dean of Instruction..... Hope Richardson..... 307

Facilities Dean..... Dr. Irma Galloway..... 314

Literacy Coach..... Jeni Fowler..... 369

Magnet Coordinator..... Rachel Burgan..... 312

Magnet Clerk..... Shantelecia McCuen..... 318

Nurse..... Carol Batiste..... 326

Clinic Assistant..... Jessica Estrada..... 327

Registrar/Records..... Jennifer McDonough..... 319

2009 – 2010 BELL SCHEDULES

MONDAY, TUESDAY, THURSDAY, FRIDAY

Time/Day	A Day Mon and Wed	B Day Tue and Thu
8:45 - 10:25	1 st period	5 th period
10:30 - 12:00	2 nd period	6 th period
12:05 - 2:05	3 rd period	7 th period
2:10 - 3:45	4 th period	8 th period
Lunch each day	A Lunch 12:00 - 2:30 B Lunch 12:30 - 1:00	C Lunch 1:05 - 1:35 D Lunch 1:35 - 2:05

WEDNESDAY “PANDA DAY”

1 st Period	8:45 – 9:23
2 nd Period	9:28 – 10:01
3 rd Period	10:06 – 10:39
4 th Period	10:43 – 11:16

Advisory 11:21 – 1:16

A Lunch 11:16 – 11:46

B Lunch 11:46 – 12:16

C Lunch 12:16 – 12:46

D Lunch 12:46 – 1:16

5 th Period	1:21 – 1:54
6 th Period	1:59 – 2:32
7 th Period	2:37 – 3:10
8 th Period	3:10 – 3:45

EARLY DISMISSAL SCHEDULE

DISMISSAL AT 12:35

SEPTEMBER 30, 2009 - OCTOBER 30, 2009 - DECEMBER 18, 2009

FEBRUARY 5, 2010 - APRIL 7, 2010 - MAY 27, 2010

Time/Day	A Day	B Day
8:45 - 9:20	1 st period	5 th period
9:25 - 9:55	2 nd period	6 th period
10:00 - 10:30	3 rd period	7 th period
10:35 - 12:35	4 th period	8 th period
Lunch, both days	A Lunch 10:30 - 11:00 B Lunch 1:00 - 11:30	C Lunch 11:30 - 12:00 D Lunch 12:00 - 12:35

MY SCHEDULE

Directions: Keep track of your class schedule for each semester.

Cluster: _____ Homeroom/Advisory Teacher _____ Room# _____

Fall Semester

Period	Class Title	Teacher's Name	Room #	Floor
1				
2				
3				
4				
5				
6				
7				
8				

Spring Semester

Period	Class Title	Teacher's Name	Room #	Floor
1				
2				
3				
4				
5				
6				
7				
8				

MY GRADES

Directions: Record your grades for each progress report and report card so that you can keep track of your progress for the year. It is your responsibility to make up missed assignments, to attend tutorial sessions offered by your teachers, and to complete and turn in all homework and projects on time.

Fall Semester

Class Title	Progress Report # 1	Report Card 1 st 6 Weeks	Progress Report # 2	Report Card 2 nd 6 Weeks	Progress Report # 3	Report Card 3 rd 6 Weeks
1						
2						
3						
4						
5						
6						
7						
8						

Spring Semester

Class Title	Progress Report # 4	Report Card 4 th 6 Weeks	Progress Report # 5	Report Card 5 th Weeks	Progress Report # 6	Report Card 6 th 6 Weeks
1						
2						
3						
4						
5						
6						
7						
8						

GRADING

Marking periods at Pershing are divided into six, six-week terms. Over the course of each six week term, you will be assessed on your learning (tests, quizzes, projects, etc.). Those assessments determine your grade for the 6 weeks.

Students are graded on the following scale:

100-90	A	Demonstrates <i>exceptional</i> mastery of material
89- 80	B	Demonstrates <i>mastery</i> of material
79-75	C	Demonstrates <i>average</i> mastery of material
74-70	D	Demonstrates <i>minimum</i> mastery of material
69-below	F	Demonstrates lack of mastery of material

Consequences	Teacher may:
First missing assignment	Issue a warning and notify parent. *Grade deduction on assignment.
Second missing assignment	Notify parent, issue detention, and/or request a parent conference. *Grade deduction on assignment.
Subsequent missing assignment	Refer the student to grade level Assistant Principal for additional intervention. *Grade deduction on assignment.

Number of Days* Past the Due Date	Grade Deduction From Final Percentage Earned
1 day	10
2 days	20
3 days	30
4 days	40
5 days	50

CELL PHONES

Cell phones may only be used before and after school outside the building. Cell phones that are seen by school personnel during school time, could be confiscated. Cell phones that “go off” during the day will be confiscated and students will receive one day of in school suspension for disruption of the educational process. Cell phones that are confiscated must be picked up by parents with a \$15.00 fine paid to the school (Cash only). Cell phones should only be used to contact parents/guardians before or after school. The camera functions of the phone are prohibited on campus.

Consequences	School officials may:
First and subsequent violations	<ul style="list-style-type: none"> Confiscate item and turn in to Assistant Principal. Notify parent who must retrieve the item. Assign student to ATS if phone interrupts the educational process. Charge \$15.00 for pick up (CASH ONLY)

ELECTRONIC DEVICES

Pershing students are allowed to have certain personal electronic devices on campus. Such items include cell phones, pagers, music players and game players. Although these items are allowed on campus, the school is not responsible for lost or stolen items. All electronic devices must be turned off and remain out of sight during the school day. The school administration recommends that students put these items in their lockers.

STUDENT DRESS CODE

We have created the school dress code as a way to help keep you safe and focused on learning. We will try to be respectful of your tastes as long as you do not abuse the privilege by drawing attention to yourself. The school administration will consider adopting a more restrictive dress code or school uniforms if the staff is taking too much time to discipline students for dress code violations. It is the student's responsibility to know and follow the dress code.

SHIRTS & TOPS

- 6th Graders - WHITE uniform shirts – with a “Pershing” script logo on it.
- 7th Graders - RED uniform shirts – with a “Pershing” script logo on it.
- 6th Graders – BLACK uniform shirts – with a “Pershing” script logo on it.
- All shirts must be a suitably sized short sleeve or long sleeve crew neck or “polo” style shirt. Shirt sleeves cannot be rolled up.
- *No “tall” T’s or oversized shirts are allowed.
- On Fridays, students may wear their Pershing school club/team shirts (band, student council, sports, Fine Arts, etc.)
- ONLY WHITE undershirts are allowed. Undershirts may be shown under the outer shirt as long as no writing/graphics are visible. Undershirts must be tucked in.
- Shirt length must not exceed below the wrists when the arms are straight down.
- * Shirts that do not meet the “wrist” rule must be tucked in.

NOTE:: THESE ARE THE ONLY STYLES OF SHIRTS THAT ARE ACCEPTABLE.

PANTS, CAPRI PANTS, SKIRTS, AND SHORTS

- **Must be solid-colored khaki tan.**
- Pants must not fall below the waistline. "Sagging and Bagging" is not acceptable at Pershing.
- Skirt length must be at least one inch below the fingers when the arms are straight down.
- Oversized, undersized, torn pants/shorts will not be permitted.
- Pant legs cannot be rolled up.
- Stripes, embroidery, patterns, and logos are not allowed.
- Nylon fleece and sweat pants are not allowed.

OUTER GARMENTS

- Sweatshirts, windbreakers, or jackets that are a solid school color may be worn in the classrooms. They must be in their grades' assigned color. (WHITE for 6th grade, RED for 7th grade and BLACK for 8th grade.)
- Hooded sweatshirts may be worn inside the building, but students may not wear hoods inside the building. They must be in their grades' assigned color. (WHITE for 6th grade, RED for 7th grade, and BLACK for 8th grade.)

Note: Sweaters and jackets of any style and color may be worn before and after school but must be placed in lockers during the day. They cannot be worn in the building, classrooms, hallways, or community areas during the school day.

ID (IDENTIFICATION) CARDS

- Student identification cards must be worn at all times.
- Identification cards must be worn on lanyards supplied by the school. Replacement lanyards cost is \$1.00.
- Students are not allowed to deface identification cards.
- Replacement “ID” cards cost is \$5.00.
- * Temporary ID's will be available in the Attendance Office from 8:00 until the 8:45 bell. Students can use up to 4 Temporary ID's per semester before receiving a school consequence.

ADDITIONAL DRESS AND GROOMING REGULATIONS

- Closed-toe shoes must be worn at all times.
- Shoes with rollers/wheels underneath are not permitted.
- For safety reasons, platform shoes, spiked heels, combat boots, steel-toed boots, or any backless shoes (including clogs, house shoes, sandals, flip-flops, and aqua socks) are not allowed.
- Oversized purses will NOT be allowed in classrooms.
- Backpacks cannot be taken into classrooms or worn/carried in the building during the instructional day (8:45-3:45).
- Jewelry that distracts from the educational process is not allowed. This includes anything depicting the occult, gang membership, death, suicide, violence, drugs, sex, race, gender, obscenities, alcohol or anything else deemed inappropriate.
- Wallet chains or dog collars are not allowed.
- Hairstyles or hair color that distracts from the educational process are not allowed.
- Head wear (hats, caps, bandanas, etc.) are not allowed.
- Sunglasses are not allowed.
- Tattoos or markings on exposed skin is not allowed.
- Only piercing in the ears is allowed.

THE SCHOOL ADMINISTRATION IS THE FINAL ARBITRATOR ON WHAT DETRACTS FROM THE EDUCATIONAL PROCESS

YMCA AFTER SCHOOL PROGRAM

Students are recommended to participate in the YMCA after school program held at the YMCA, McGovern-Stella Link Library and the Pershing Campus. The program offers enrichment and athletic activities for Pershing students. Parents need to contact the Weekley Family YMCA at 713-664-9622 for registration information.

STUDENT SUPPORT SERVICES

ASSISTANT PRINCIPALS

Assistant Principals are responsible for the discipline management of the students assigned to them. Assistant Principals are assigned students by grade level. Students and parents will have the same Assistant Principal for their three years at Pershing. Parents and students can contact their Assistant Principal if they have any concerns or questions surrounding academic performance and discipline/behavior concerns.

COUNSELING SERVICES

Pershing has a counselor for each grade level that will assist in all major counseling issues that need attention during the school year. Students and parents will have the same Counselor for their three years at Pershing. Additionally, questions regarding student schedules should be directed to the Counselor.

CLINIC

A registered nurse is on duty in our clinic each school day. The clinic opens fifteen minutes before school and closes fifteen minutes after school. During the school day, students must have a pass from a school official to visit the clinic. In case of emergency, the school official will use the information on the student enrollment card, so please have your parents keep this information updated.

SCHOOL STORE & UNIFORM STORE

The Pershing PTO maintains a school and uniform store for most of your school needs including writing utensils, agendas, paper, binders and school dress code shirts, sweatshirts, and jackets. The school store is open during the lunch periods. The Uniform store is open 1 day per week. Check the store's posted hours of operation for additional information.

WHAT TO DO IF...

...you are absent for one or two days

If you are absent, do not wait for the teacher to come to you. You must take responsibility for your learning!

- Call a friend in your class to get the notes and find out what you missed so you will not be behind when you return. (It's a good idea to have a few friends' numbers written in your agenda.)
- Complete the assignments to the best of your ability.
- Call or email the teacher to request additional information (if necessary).

If you do not make up your work within the guidelines specified by Pershing Late Work Policy, you could earn a zero for the assignment. A zero will on any assignment will cause a significant reduction in your final average. **Don't take that chance; get your work!**

...you know you are going to miss the next day(s) of school

- Communicate with the teacher at least a day or two before you are going to be out.
- Ask, "Can I pick up my missing assignments on _____ (insert date)?"
- Pick up the assignments on the appropriate date.
- Complete the assignments to the best of your ability and turn it to the teacher when you return to school.

...your lock is stuck and you need it cut off

- First, ask your homeroom teacher for your combination.
- If that doesn't work, go to your Assistant Principal's office in **room 120** for assistance.

...you lose your agenda

- Immediately buy another one from the school store! You need your agenda daily!

...you leave or lose something at school

- Look in your classrooms
- Retrace your steps
- Go to room 120, the Assistant Principals office, to look in the *Lost and Found*. Taking care of your things is your responsibility. The more organized you are, the less likely you are to lose things. If you have not mastered organization, keep your valuable items in a safe place – at home.

...you see something that shouldn't be happening on campus

- Immediately find an adult and report the incident. The safety of our school depends largely on you!

Pershing's Reading Renaissance (AR) Honor Code

AR is a school-wide, computerized reading improvement program in which students select books from an approved list of over 5,000 titles. Upon completing the book, students take a computer-based multiple-choice test and earn points based on the book's reading level. Points can then be redeemed for prizes in the AR store. Reading teachers also incorporate the achievement of AR points as one component of classroom grading. Check with your reading teacher to find out how many AR points you must earn during each grading cycle.

1. I will only test on books I have read.
2. I will not take a test on a book after I have seen the movie (unless I have also read the book).
3. I will not use Cliff Notes, classic comic books, videos, or abridged versions of the book to pass the test.
4. I will not copy answers, tell someone the answers to a test, or try to get answers from someone else; nor will I look at anyone else's AR records.
5. I will not have anyone help me take a test.
6. I will not take an AR test for another student.

I understand that I have a duty to report any incidents of cheating or attempted cheating to my teacher.

I understand that if I am caught cheating, the following consequences will result:

First Offense

- ◆ Parent contact
- ◆ No points on the test(s) in question
- ◆ P in conduct for the six weeks in the class

Second Offense

- ◆ Parent conference with the cluster
- ◆ No points on the test(s) in question
- ◆ ATS or suspension
- ◆ P in conduct for the six weeks in the class
- ◆ P in conduct from the office for the six weeks

Third Offense

- ◆ No points for the test(s) in question
- ◆ Banned from the program for the remainder of the semester
- ◆ Three days suspension
- ◆ U in conduct for the six weeks in the class
- ◆ U in conduct from the office for the six weeks
- ◆ Additional offenses will result in further disciplinary action

Student/Parent Agreement to Reading Renaissance (AR) Honor Code

I have read and understand the Reading Renaissance Honor Code. I agree to abide by this code.

Student Signature/Date

Parent Signature/Date



Pershing Middle School
2009 - 2010

Parents,

In the course of the school year, we have opportunities for our students to be interviewed or photographed by the media. We screen these activities carefully and can only allow students to participate who have Media Release Forms on file. Please complete the form below if you are in agreement or not in agreement, and return it to your child's homeroom teacher.

MEDIA RELEASE FORM

I hereby grant permission for my child to participate in activities in which he/she may be photographed or interviewed by the media. It is my understanding that these photographs or interviews will be of a positive nature and may be used for public view.

I agree that my child may participate in these school media events without financial remuneration and I understand that this releases the photographer/interviewer from any future claims, as well as from any liability arising from the use of said interviews.

Please Print

Homeroom Teacher _____ Grade _____

Name of child _____

Address _____

City, State, Zip _____

Home Phone _____ Cell Phone _____

_____ My child MAY participate in media activities.

_____ My child MAY NOT participate in media activities.

Signature of Parent/Guardian

Date

ACCEPTABLE USE OF COMPUTERS, THE INTERNET, AND ELECTRONIC MAIL

Parent Permission Form

We are pleased to offer students access to a computer network for electronic mail and access to the Internet. To gain access to e-mail and the Internet, all students must obtain parental permission as verified by the signatures on the form below. Should a parent prefer that a student not have e-mail and Internet access, use of the computers is still possible for more traditional purposes such as word processing.

WHAT ARE THE RULES?

Privacy – Network storage areas may be treated like school lockers. Network administrators may review communications to maintain system integrity and will insure that students are using the system responsibly.

Storage capacity – Users are expected to remain within allocated disk space and delete e-mail or other material which takes up excessive storage space.

Illegal copying – Students should never download or install any commercial software, shareware, or freeware onto network drives or disks, unless they have written permission from the Network Administrator. Nor should students copy other people's work or intrude into other people's files.

Inappropriate materials or language – No profane, abusive or impolite language should be used to communicate nor should materials be accessed which are not in line with the rules of school behavior. A good rule to follow is never view, send, or access materials which you would not want your teachers and parents to see. Should students encounter such material by accident, they should report it their teacher immediately.

Rules of appropriate use. These are guidelines to follow to prevent the loss of computer privileges at school:

1. Do not use a computer to harm other people or their work.
2. Do not damage the computer or the network in any way.
3. Do not interfere with the operation of the network by installing illegal software, shareware, or freeware.
4. Do not violate copyright laws.
5. Do not view, send, or display offensive messages or pictures.
6. Do not share your password with another person.
7. Do not waste limited resources such as disk space or printing capacity.
8. Do not trespass in others' folders, work, or files.
9. **Do** notify an adult immediately, if by accident, you encounter materials which violate the rules of appropriate use.
10. Do not remove any parts from the computer.

Be prepared to be held accountable for your actions and for the loss of privileges if the Rules of Appropriate Use are violated.

As a parent or guardian of a student at school, I have read the above information about the appropriate use of computers at Pershing and I understand this agreement will be kept on file at the school.

Check one:

My child may use e-mail and the Internet while at school according to the rules outlined.

I would prefer that my child not use the Internet while at school.

Parent name (print) _____ Date _____

Parent signature _____

As a user of the school computer network, I agree to comply with the above stated rules and to use the network in a constructive manner.

Student name (print) _____

Student signature _____

NOTE: Students will be asked to show proof of parent permission before being allowed to use the Internet at school.

PROGRESS REPORT AND REPORT CARD SIGN OFF SHEET

It is your responsibility to have a parents sign below to verify that they have seen your Progress Report and/or Report Card.

Fall Semester

Class Title	Date Issued	Parent Signature	Date
Progress Report 1			
Report Card 1 st 6 weeks	10-14-09		
Progress Report 2			
Report Card 2 nd 6 weeks	11-18-09		
Progress Report 3			
Report Card 3 rd 6 weeks	1-13-10		

Spring Semester

Class Title	Date Issued	Parent Signature	Date
Progress Report 4			
Report Card 4 th 6 weeks	3-03-10		
Progress Report 5			
Report Card 5 th 6 weeks	4-21-10		
Progress Report 6			
Report Card 6 th 6 weeks	5-27-10		

Pershing Middle School Calendar 2009-2010

JULY 2009						
S	M	T	W	T	F	S
			1	2	3	4
5	6	7	8	9	10	11
12	13	14	15	16	17	18
19	20	21	22	23	24	25
26	27	28	29	30	31	

AUGUST 2009						
S	M	T	W	T	F	S
						1
2	3	4	5	6	7	8
9	10	11	12	13	14	15
16	17	18	19	20	21	22
23	24	25	26	27	28	29
30	31					

SEPTEMBER 2009						
S	M	T	W	T	F	S
		1	2	3	4	5
6	7	8	9	10	11	12
13	14	15	16	17	18	19
20	21	22	23	24	25	26
27	28	29	30			

OCTOBER 2009						
S	M	T	W	T	F	S
				1	2	3
4	5	6	7	8	9	10
11	12	13	14	15	16	17
18	19	20	21	22	23	24
25	26	27	28	29	30	31

NOVEMBER 2009						
S	M	T	W	T	F	S
1	2	3	4	5	6	7
8	9	10	11	12	13	14
15	16	17	18	19	20	21
22	23	24	25	26	27	28
29	30					

DECEMBER 2009						
S	M	T	W	T	F	S
		1	2	3	4	5
6	7	8	9	10	11	12
13	14	15	16	17	18	19
20	21	22	23	24	25	26
27	28	29	30	31		

JANUARY 2010						
S	M	T	W	T	F	S
					1	2
3	4	5	6	7	8	9
10	11	12	13	14	15	16
17	18	19	20	21	22	23
24	25	26	27	28	29	30
31						







FEBRUARY 2010						
S	M	T	W	T	F	S
	1	2	3	4	5	6
7	8	9	10	11	12	13
14	15	16	17	18	19	20
21	22	23	24	25	26	27
28						

MARCH 2010						
S	M	T	W	T	F	S
	1	2	3	4	5	6
7	8	9	10	11	12	13
14	15	16	17	18	19	20
21	22	23	24	25	26	27
28	29	30	31			

APRIL 2010						
S	M	T	W	T	F	S
				1	2	3
4	5	6	7	8	9	10
11	12	13	14	15	16	17
18	19	20	21	22	23	24
25	26	27	28	29	30	

MAY 2010						
S	M	T	W	T	F	S
						1
2	3	4	5	6	7	8
9	10	11	12	13	14	15
16	17	18	19	20	21	22
23	24	25	26	27	28	29
30	31					

JUNE 2010						
S	M	T	W	T	F	S
		1	2	3	4	5
6	7	8	9	10	11	12
13	14	15	16	17	18	19
20	21	22	23	24	25	26
27	28	29	30			

KEY		Student holidays and non-attendance days	
	Holidays	September 7, 2009	Labor Day
	Professional development days	September 28, 2009	Fall Holiday
	Teacher service days	November 25 - 27, 2009	Thanksgiving
	Teacher preparation days	Dec. 21, 2009 - Jan. 4, 2010	Winter Break
	Make-up days if needed	January 18, 2010	Martin Luther King Jr. Day
	Early Dismissal @ 12:35 p.m.	February 15, 2010	Presidents Day
Students do not attend school on holidays, professional development, teacher service, and teacher preparation days.		March 15 - 19, 2010	Spring Break
Significant Dates		April 2, 2010	Spring Holiday
August 5-7, 2009	New teacher inservice	Report Cards Dates	
August 10, 2009	Teachers report to duty	October 14, 2009	
August 24, 2009	First day of school	November 18, 2009	
December 18, 2009	Last day of first semester	January 13, 2010	
January 5, 2010	First day of second semester	March 3, 2010	
May 27, 2010	Last day of school	April 21, 2010	
May 28, 2010	Last day for teachers	May 27, 2010	
Early Dismissal @ 12:35 p.m.		TAKS Testing Dates	
September 30, 2009	February 5, 2010	March 3, 2010	8th Gr Reading
October 30, 2009	April 7, 2010	April 6, 2010	8th Gr Math
December 18, 2009	May 27, 2010	April 27, 2010	6th Gr Math
			7th Gr Math
		April 28, 2010	6th Gr Reading
			7th Gr Reading
			8th Gr Reading Retest
		April 29, 2010	8th Gr Science
		April 30, 2010	8th Gr Social Studies
		May 18, 2010	8th Gr Math Retest